



SILENT ANGEL

Silent Angel

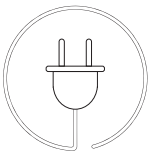
FPC



Package Contents




FPC



Power Cord x1




Product Manual x1

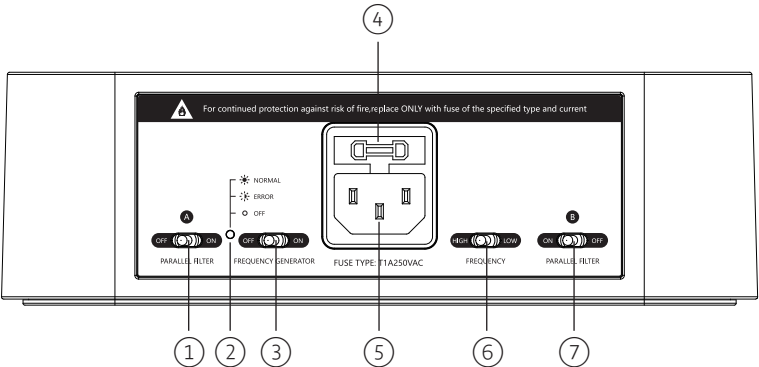


Warranty Card x1

Front Panel



Rear Panel



- ① Parallel Filter A
Switch to OFF to turn off parallel filter A
Switch to ON to turn on parallel filter A
- ② Device Status Light
When the power connection input is good and the device is operating normally, the green light is always on
When an error is detected, it flashes slowly:
 1. Check if the live wire and Neutral of the AC power supply are connected in reverse
 2. Check if there is leakage in the Neutral of the AC power supply
 3. Check if there is leakage in the ground wire of the AC power supplyIf the power supply is not connected, the light will not be on
- ③ Resonance Frequency Generator Switch
Slide to OFF to turn off resonance frequency generator
Slide to ON to turn on resonance frequency generator
- ④ Fuse Holder
A fuse is inside the fuse holder
- ⑤ AC Power Input
AC power socket input port, it will automatically turn on after connecting to the power supply
- ⑥ Resonance Frequency Selection
When the switch is set to HIGH, the frequency is 432 Hz
When the switch is set to LOW, the frequency is 7.83 Hz
- ⑦ Parallel Filter B
Switch to OFF to turn off parallel filter B
Switch to ON to turn on parallel filter B

* Parallel filter A and Parallel filter B are identical with no specific order required; they can be adjusted based on preference